

Name: _____

SNOW DAY LEARNING BOOKLET


1

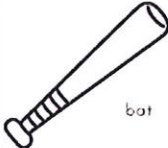



	Word Work	Reading	Writing	Math
Day 1	letter card worksheet	Sam and Pam reading	Write a story about what you read or create your own story	fishbowl counting on
Day 2	review sounds word search	The Rat reading	Write a story about what you read or create your own story	adding with dice
Day 3	review sounds missing letter	Hen's Pen reading	Write a story about what you read or create your own story	counting on worksheet
Day 4	review sounds color the word	The Jet reading	Write a story about what you read or create your own story	counting on worksheet
Day 5	review sounds guess the word	Silly Sid reading	Write a story about what you read or create your own story	making 7 worksheet
Day 6	review sounds missing letter	The Big Job reading	Write a story about what you read or create your own story	adding and subtracting


FOUNDATIONAL SKILLS


Say the letters, keywords, and sounds to yourself. Color the keyword pictures.


Aa
apple


Bb
bat



Cc
cat



Dd
dog



Ee
Ed



Ff
fun



Gg
game


Hh
hat



Ii
itch



Jj
jug



Kk
kite



Ll
lamp



Mm
man


Nn
nut



Oo
octopus



Pp
pan



Qq
queen



Rr
rat



Ss
snake



Tt
top


Uu
up


Vv
van


Ww
wind


Xx
fox


Yy
yellow


Zz
zebra


Name: _____ Date: _____

Reading Comprehension:

WORD FAMILIES



Read the passage and answer the questions below.


Sam and Pam

I see Sam and Pam.

Sam likes to eat jam.

Pam likes to play
with a clam.


They live in a dam.




1. I see _____ and _____.

2. Sam likes to eat _____.

3. They live in a _____.



Color all the -am words orange.



Good Writers...

I like to play.

- use capital letters
- use punctuation marks (.:?!)
- use spacing and spelling
- reread their story 

Letter Formation

Sky Line Letters

f b f l h k

Plane Line Letters

n m i r u p j

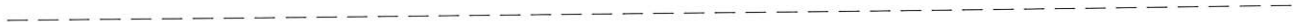

Plane Line Round Letters

c a o g d s q e

Special e

Plane Line Slide Letters

v w z y x



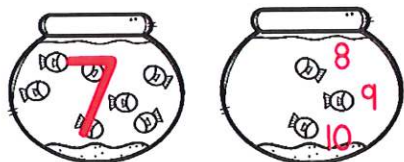
Name: _____

Date: _____

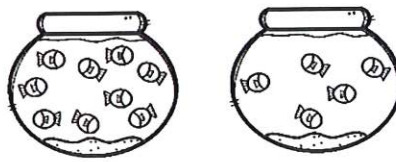


Name _____ Date _____

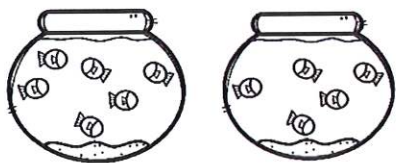
Directions: Add the numbers. Use the fish bowls to help you count on.




$$7 + 3 = \underline{10}$$



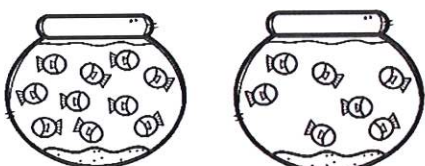
$$9 + 5 = \underline{\quad}$$



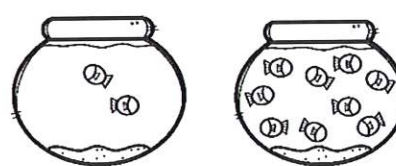
$$6 + 5 = \underline{\quad}$$




$$8 + 3 = \underline{\quad}$$



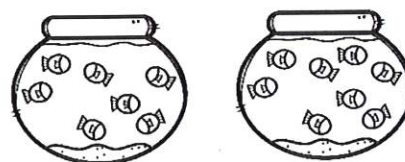
$$10 + 7 = \underline{\quad}$$



$$2 + 9 = \underline{\quad}$$



$$8 + 4 = \underline{\quad}$$



$$7 + 8 = \underline{\quad}$$

FOUNDATIONAL SKILLS

Circle the words, across and down

a	s	k	r	n	o	t	o	t	z
b	u	l	s	x	d	h	l	i	p
f	b	m	r	w	l	e	g	u	a
e	f	s	a	t	e	i	p	l	b
d	g	n	n	z	f	j	q	a	c
c	h	o	t	r	u	g	r	d	d
m	o	p	u	a	g	k	s	v	f
d	i	q	v	b	n	l	n	w	i
e	j	r	i	m	u	m	e	x	t
l	o	g	w	c	t	n	t	y	e

sat	net	lip	mop	rug
lad	fed	rim	not	sub
ran	leg	fit	log	nut

Name: _____ Date: _____

Reading Comprehension:


WORD FAMILIES

Review

Read the passage and answer the questions below.


The Rat

Look at this rat! He likes to clap and see his tail wag. Then, he sits on the mat and eats some jam.




1. The rat likes to _____ and see his tail _____.


2. He sits on the _____ and eats some _____.



Color all the -ag words red.











Color all the -am words orange.



Color all the -ap words yellow.



Color all the -at words green.



Name: _____

Date: _____

















































Name _____ Date _____

Directions: Add the numbers. Use the dice to help you count on.

12



6




$$12 + 3 = \underline{\hspace{2cm}}$$

$$6 + 5 = \underline{\hspace{2cm}}$$

7



18



$$7 + 4 = \underline{\hspace{2cm}}$$

$$18 + 1 = \underline{\hspace{2cm}}$$

16



9




$$16 + 2 = \underline{\hspace{2cm}}$$

$$9 + 6 = \underline{\hspace{2cm}}$$

17



8



$$17 + 1 = \underline{\hspace{2cm}}$$

$$8 + 3 = \underline{\hspace{2cm}}$$


FOUNDATIONAL SKILLS


Write the missing middle letter to complete the word. Trace the rest of the letters.




















Name: _____ Date: _____

Reading Comprehension:


WORD FAMILIES

-en

Read the passage and answer the questions below.

The Hen's Pen


This hen had a pen.
She went to play and
lost the pen! When she
went to look for it,
she saw it in the den!




1. The hen had a _____.

2. The _____ lost the pen!

3. She saw it in the _____.



Color all the -en words blue.




Name: _____

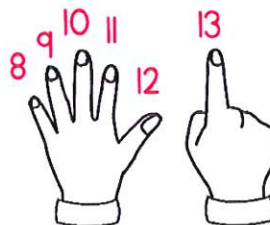
Date: _____



Name _____ Date _____

Directions: ○ the larger number. ☞ Say the number you circled. Use your  to count up.


$$6 + \textcircled{7} = \underline{13}$$




$$9 + 2 = \underline{\quad}$$



$$8 + 4 = \underline{\quad}$$



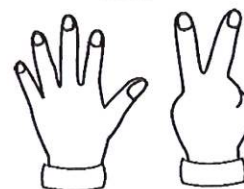
$$5 + 9 = \underline{\quad}$$



$$3 + 12 = \underline{\quad}$$



$$7 + 9 = \underline{\quad}$$



$$2 + 11 = \underline{\quad}$$



FOUNDATIONAL SKILLS

Read the word and color the section of the picture according to the code.


short a words 

short e words 

short i words 

short o words 

short u words 



Name: _____ Date: _____

Reading Comprehension:

WORD FAMILIES


Review

Read the passage and answer the questions below.

The Jet


Ted has a little red jet.

Ben wants to play with it. Ben has to beg Ted to let him play with his red jet.



1. Ted has a little _____ .


2. _____ has to _____ Ted to let him play.



Color all the -ed words yellow.



Color all the -eg words green.




Color all the -en words blue.



Color all the -et words purple.

Name _____ Date _____

Directions: ○ the larger number. ☞ Say the number you circled. Use your  to count up.

$$\textcircled{8} + 4 = \underline{12}$$

$$3 + 9 = \underline{\quad}$$

$$7 + 5 = \underline{\quad}$$

$$5 + 6 = \underline{\quad}$$

$$6 + 9 = \underline{\quad}$$

$$11 + 2 = \underline{\quad}$$

$$1 + 14 = \underline{\quad}$$

$$9 + 3 = \underline{\quad}$$

$$18 + 2 = \underline{\quad}$$

$$4 + 7 = \underline{\quad}$$


$$5 + 8 = \underline{\quad}$$


$$7 + 9 = \underline{\quad}$$

FOUNDATIONAL SKILLS

Write the beginning letter to go with each keyword picture to reveal a word.






















Name: _____ Date: _____

Reading Comprehension:


WORD FAMILIES

-id

Read the passage and answer the questions below.

Silly Sid


Meet Sid. He is like a kid. He likes to play. One time, he slid and hid behind the lid of a trash can. Silly Sid!



1. _____ is like a _____.

2. One time, he _____ and _____.

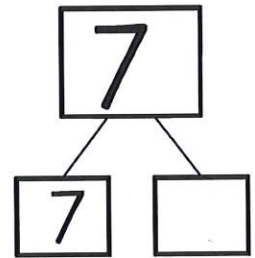
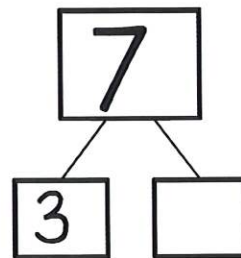
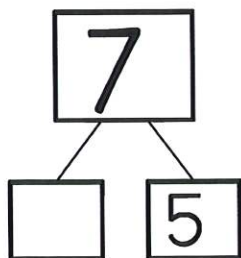
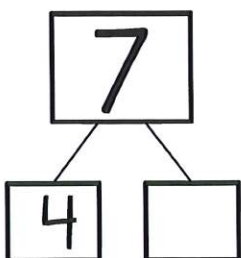
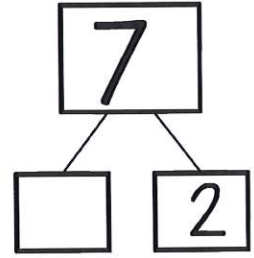
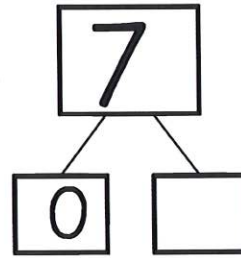
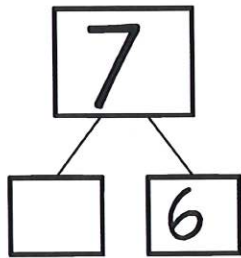
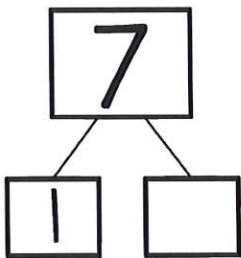
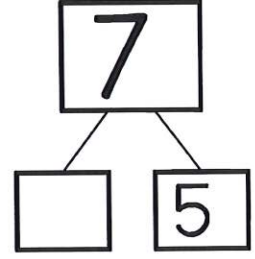
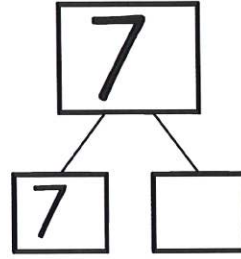
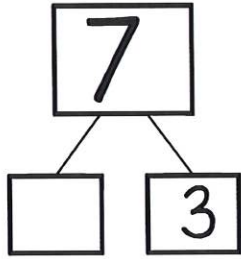
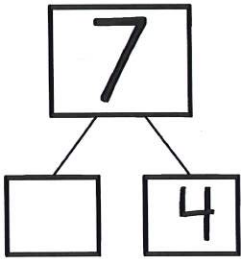
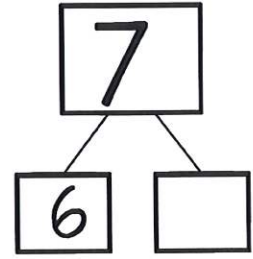
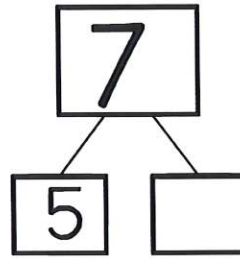
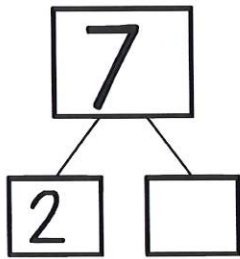
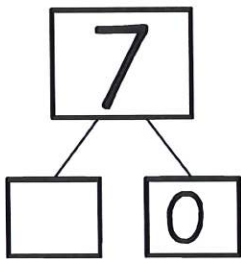
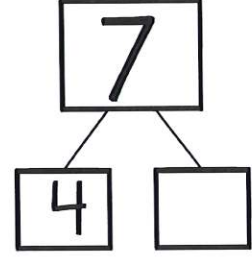
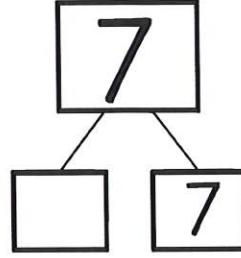
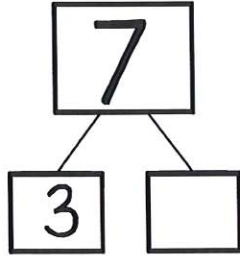
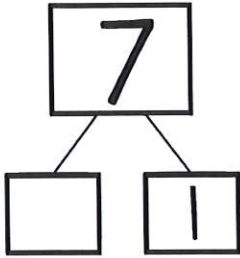
3. The trash can had a _____.



Color all the -id words pink.

Name: _____

MAKING 7



FOUNDATIONAL SKILLS

Read the words and write them in ABC order.

1.

2.

3.

4.

5.

6.

7.

8.

9.

10.

11.

12.

sit

pal

gum

not

win

big

had

yes

can

fix

ran

job

Name: _____ Date: _____

Reading Comprehension:


WORD FAMILIES

Review

Read the passage and answer the questions below.


The Queen's Trip

The queen is going on a trip. She needs her wig for her trip. She opens the lid of the bin. In the bin, she finds her wig.




1. She needs her _____ for her _____.


2. She opens the _____ of the _____.



Color all the -id words pink.



Color all the -ig words orange.



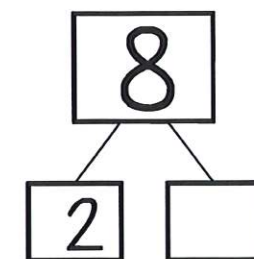
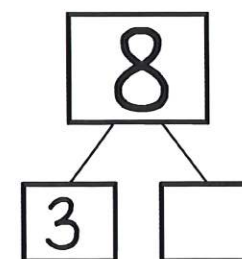
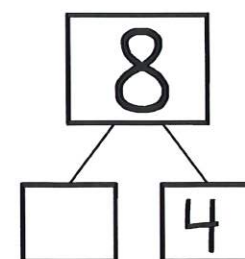
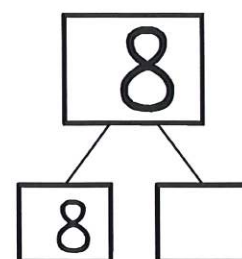
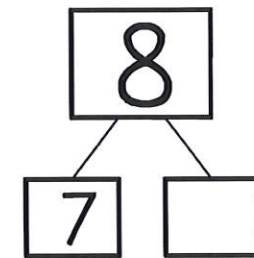
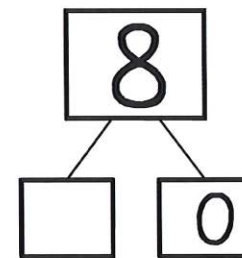
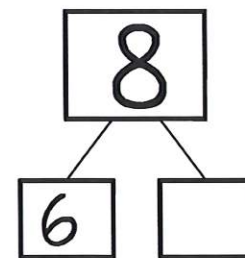
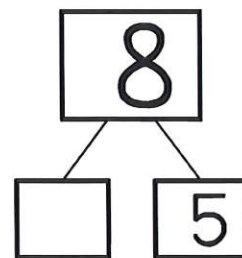
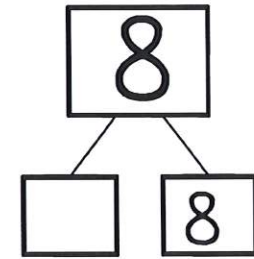
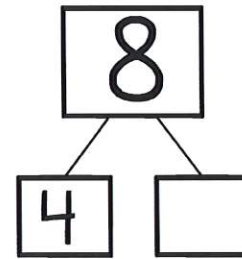
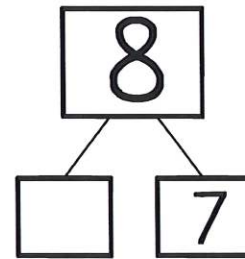
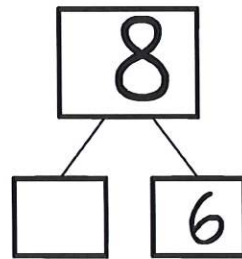
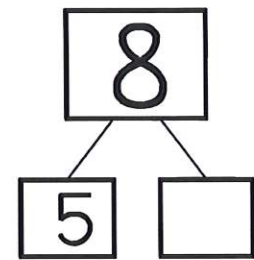
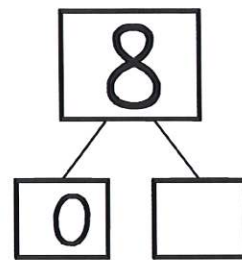
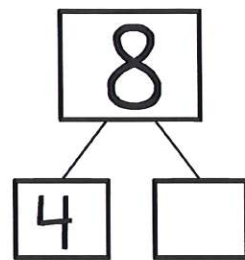
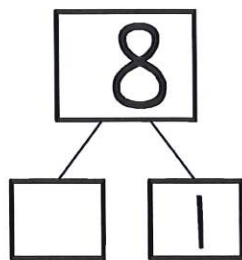
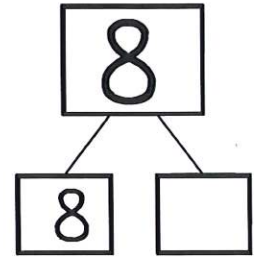
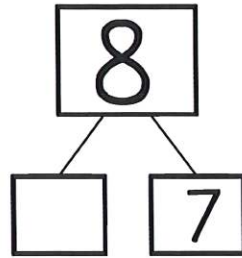
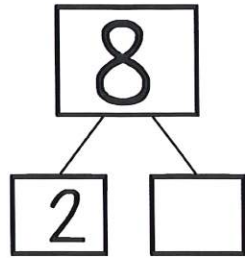
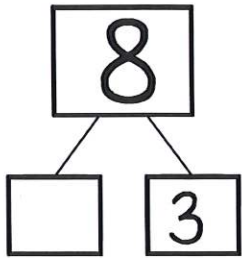
Color all the -in words green.




Color all the -ip words purple.

Name: _____

MAKING 8



































Name: _____

Date: _____



FOUNDATIONAL SKILLS

Read the words. Cut, sort, and glue the words into the correct boxes.

 REAL WORDS

 NONSENSE WORDS

© A Monroe

dot

tin

heb

lig

had

dod

nap

jun

bim

mud

vam

let

Name: _____ Date: _____

Reading Comprehension:


WORD FAMILIES

-ob

Read the passage and answer the questions below.

Bob's Job


This is Bob. Bob has a job. His job is to help me feel good. His door has a knob. His room is clean. He is not a slob.




1. _____ has a _____.

2. His door has a _____.

3. Bob is not a _____.



Color all the -ob words red.

































Name: _____

Date: _____











































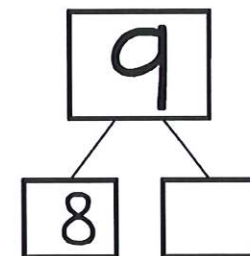
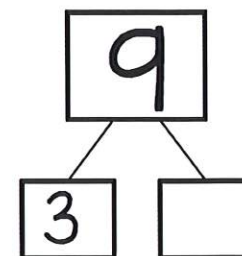
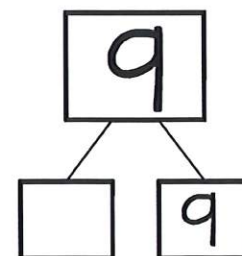
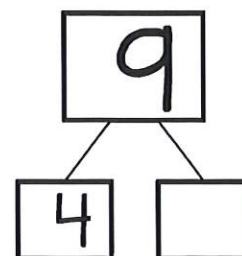
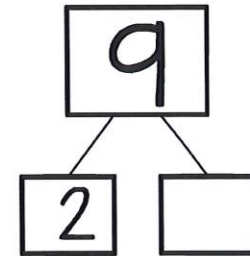
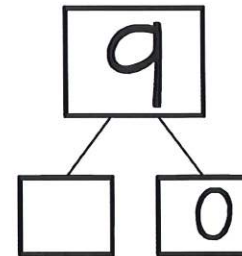
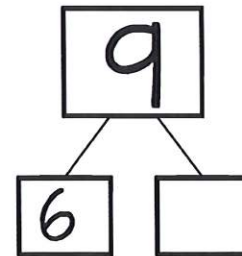
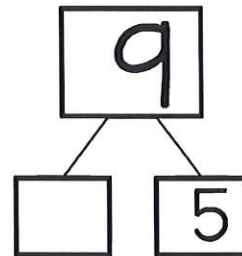
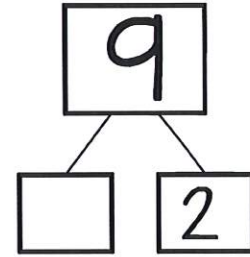
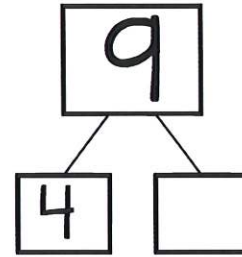
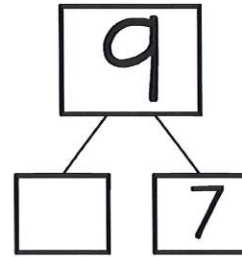
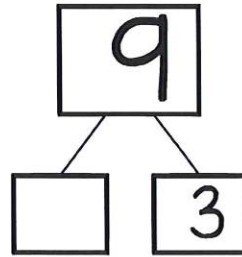
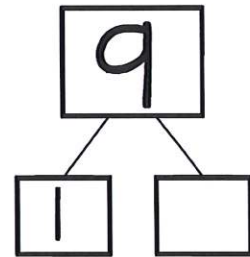
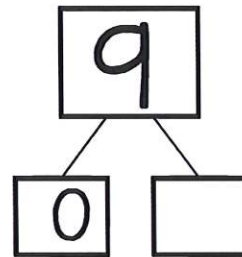
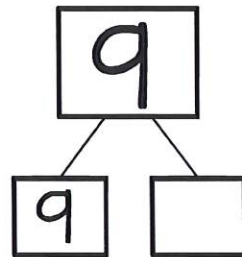
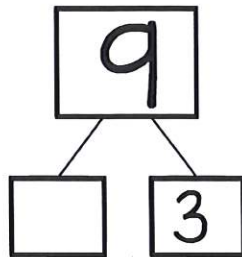
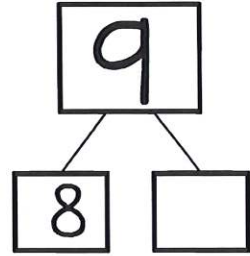
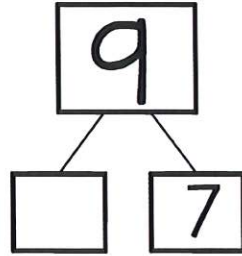
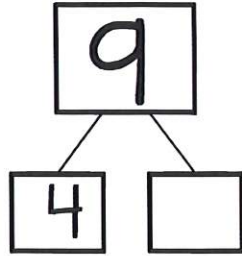
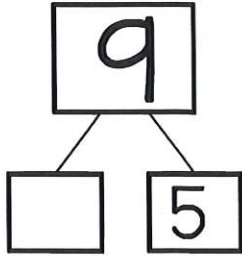






Name: _____

MAKING 9



FOUNDATIONAL SKILLS

Cut and glue the words to make a sentence. Write the sentence on the line.

1

--	--	--	--	--	--



2

--	--	--	--



3

--	--	--	--	--



4

--	--	--	--



words to make sentences

① in fox his is pen. The

② is sad. not Meg

③ and had fun. cat Pup

④ wax hot. is The

words to make sentences

① in fox his is pen. The

② is sad. not Meg

③ and had fun. cat Pup

④ wax hot. is The

Name: _____ Date: _____

Reading Comprehension:


WORD FAMILIES

-ub

Read the passage and answer the questions below.

A Tub for Cub


This cub has to get
in the tub. He has
to scrub. He wants
a rub on his tummy.
Rub-a-dub-dub!



1. This _____ has to get in the _____.

2. He has to _____.

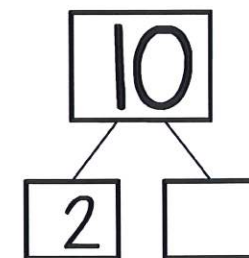
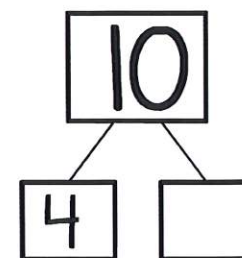
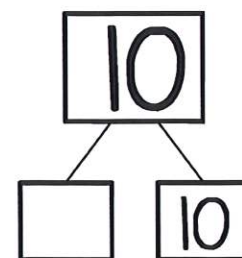
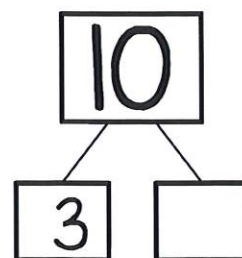
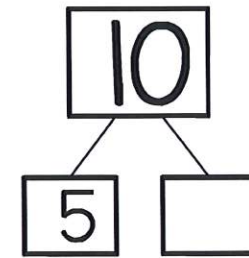
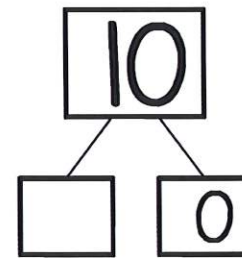
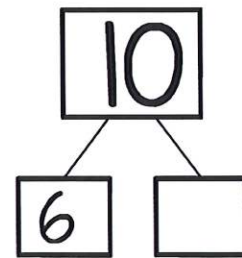
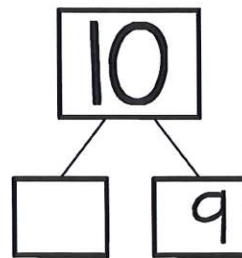
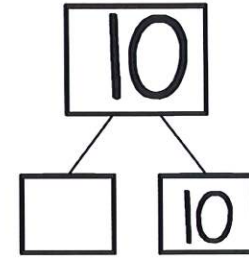
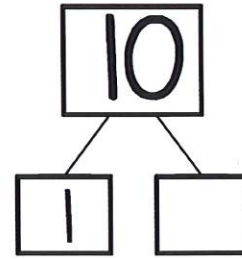
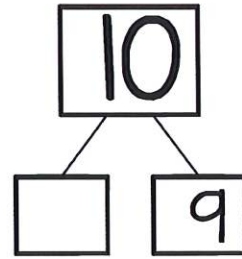
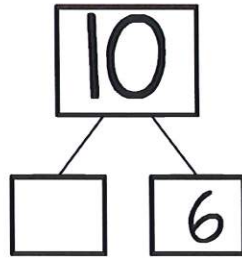
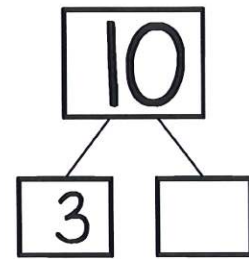
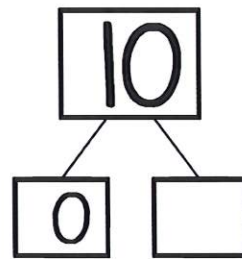
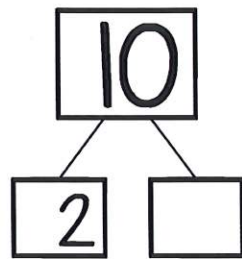
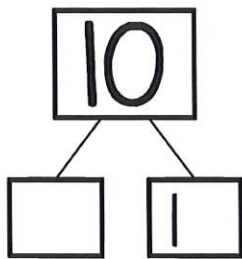
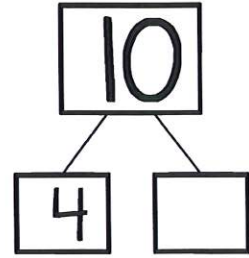
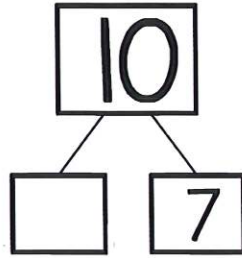
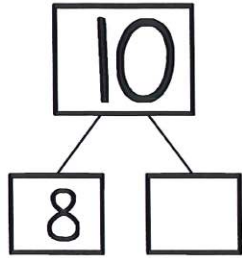
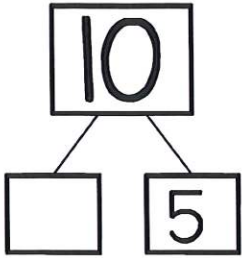
3. He wants a _____ on his tummy.



Color all the -ub words orange.

Name: _____


MAKING 10



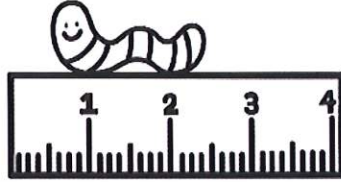
FOUNDATIONAL SKILLS

Write the missing ending digraph to complete the word. Trace the rest of the letters.




















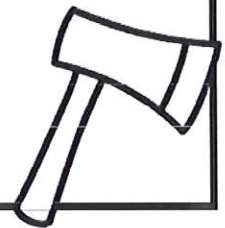
Name: _____

Skill-Based

The Big Job

Beth has a big job. The job is to chop. She will get cash if she can do it. Beth can chop with an ax.







Beth got the cash and put the ax in the shed. Now she can shop!



1. What did Beth chop with?

2. Where did Beth put it?

3. What did Beth get?



Name: _____


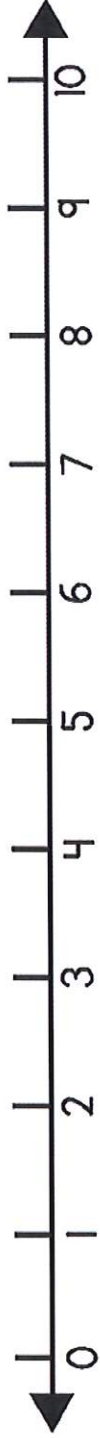
Date: _____




Name _____

6


Add or subtract. Color to show the answer.




$3 + 4 = \underline{\quad}$




$10 - 4 = \underline{\quad}$




$1 + 8 = \underline{\quad}$




$8 - 4 = \underline{\quad}$




$6 - 5 = \underline{\quad}$




$7 - 3 = \underline{\quad}$



$6 + 3 = \underline{\quad}$



$2 + 4 = \underline{\quad}$



$9 - 2 = \underline{\quad}$

1 = pink 4 = blue 6 = purple 7 = yellow 9 = red